

On the sensitivity of 3D thermal convection codes to numerical discretization: A model intercomparison

Pierre-André Arrial¹, Natasha Flyer², Grady B. Wright³, and Louise H. Kellogg¹

¹Department of Earth and Planetary Sciences, University of California, Davis, CA 95616, USA.

²Institute for Mathematics Applied to Geosciences, National Center for Atmospheric Research, Boulder, CO 80305, USA.

³Department of Mathematics, Boise State University, Boise, ID 83725, USA.

Correspondence to: P-A. Arrial (parrial@ucdavis.edu)

Abstract. Fully 3D numerical simulations of thermal convection in a spherical shell have become a standard for studying the dynamics of pattern formation and its stability under perturbations to various parameter values. The question arises as to how does the discretization of the governing equations affect the outcome and thus any physical interpretation. This work demonstrates the impact of numerical discretization on the observed patterns, the value at which symmetry is broken, and how stability and stationary behavior is dependent upon it. Motivated by numerical simulations of convection in the Earth's mantle, we consider isoviscous Rayleigh-Bénard convection at infinite Prandtl number, where the aspect ratio between the inner and outer shell is 0.55. We show that the subtleties involved in development mantle convection models are considerably more delicate than has been previously appreciated, due to the rich dynamical behavior of the system. Two codes with different numerical discretization schemes: an established, community-developed, and benchmarked finite element code (CitcomS) and a novel spectral method that combines Chebyshev polynomials with radial basis functions (RBF) are compared. A full numerical study is investigated for the following three cases. The first case is based on the cubic (or octahedral) initial condition (spherical harmonics of degree $\ell = 4$). How variations in the behavior of the cubic pattern to perturbations in the initial condition and Rayleigh number between the two numerical discretizations is studied. The second case investigates the stability of the dodecahedral (or icosahedral) initial condition (spherical harmonics of degree $\ell = 6$). Although both methods converge first to the same pattern, this structure is ultimately unstable and systematically degenerates to cubic or tetrahedral symmetries, depending on the code used. Lastly, a new steady state pattern is presented as a combination of order 3 and 4 spherical harmonics leading to a five cell or a hexahedral pattern and stable up to 70 times the critical Rayleigh number. This pattern can provide the basis for a new accuracy benchmark for 3D spherical

mantle convection codes.

1 Introduction

25 For 3D Rayleigh-Bénard convection in a spherical shell at infinite Prandtl number, analytical studies by Busse (1975); Busse and Riahi (1988, 1982), using weakly nonlinear perturbation theory, predicted a set of solutions that exhibited steady-state polyhedral pattern formations that would also persist into stronger nonlinear regimes. Later, these solutions were numerically verified by Bercovici et al. (1989, 1991); Ratcliff and Schubert (1996); Machetel et al. (1986) for up to 100 times the critical Rayleigh number ($Ra = 712$) (such as the cubic symmetry test case - which forms the corner structure of an octahedron). Some studies, as Bercovici et al. (1991), have questioned the properties of these steady-state solutions by considering the influence of the non-dominant spherical harmonic modes on modifying boundary layer thickness as the Rayleigh number increased. However, the stability of these polyhedral patterns to perturbations in the initial conditions, i.e the *dominant* spherical harmonic modes that actually define them remains unclear. Nor has the dynamical behavior of steady-state solutions with higher orders of polyhedral symmetry predicted by Busse (1975) (e.g. dodecahedral symmetry) been examined. From a computational standpoint, each numerical scheme will handle unstable steady-states, non-uniqueness in the solution, and bifurcations differently, depending on how the continuous eigenvalue spectrum has been discretely represented when linearized about the steady state.

In this light, the goal of this paper is to illustrate the subtleties involved in the development of numerical mantle convection models are considerably more delicate than has been previously appreciated, due to the rich dynamical behavior of the system. For fully nonlinear large-scale systems with millions of unknowns, as considered in this paper, using classical eigenvalue stability analysis to understand the influence of numerical discretization is not an option as 1) the analytical solution and thus the continuous eigenvalue spectrum is not available and 2) calculating the eigenvalues for such systems is computationally not feasible. Although recent advancements have been made in developing iterative schemes to detect Hopf bifurcations in large-scale systems (Meerbergen and Spence, 2010; Elman et al., 2012), the following study exhibits a much richer pattern of dynamical instability and transitional behavior, leading to a variety of end-states. Therefore, we will perform an intensive computational investigation of the stationary behavior and stability of three different types of symmetries to perturbations on the initial condition and as a function of Ra , observing how both transitional and end states are strongly dependent on numerical discretization.

The numerical studies are done using two state-of-the-art models, CitcomS-3.1.1 (<http://www.geodynamics.org/cig/software/citcoms>) and a pseudospectral radial basis function-Chebyshev model (Wright et al., 2010) (RBF-PS), with the former funded on an ongoing basis by the USA National Science Foundation. Section 2 provides an overview of the system of PDEs to be solved and the

computational methods used. Section 3 numerically studies the sensitivity of the steady state solution to perturbations in the cubic initial condition for both low and higher Ra number. Section 4 explores the stability regimes of a higher order initial spherical symmetry, studying the transition between steady states as a function of Ra. Section 5 introduces a new initial condition mode, leading to the observation of a novel steady state pattern and future benchmark for assessing model performance.

2 Governing equations and computational models

The governing equations describe a Boussinesq fluid at infinite Prandtl number in a 3D spherical shell that is heated from below and cooled from above:

$$\nabla \cdot \mathbf{u} = 0 \quad (\text{continuity}), \quad (1)$$

$$\nabla \cdot [\eta (\nabla \mathbf{u} + \{\nabla \mathbf{u}\}^T)] + \text{Ra} T \hat{\mathbf{r}} = \nabla p \quad (\text{momentum}), \quad (2)$$

$$\frac{\partial T}{\partial t} + \mathbf{u} \cdot \nabla T = \nabla^2 T \quad (\text{energy}), \quad (3)$$

where $\mathbf{u} = (u_r, u_\theta, u_\lambda)$ is the velocity field in spherical coordinates (θ =latitude, λ =longitude), p is pressure, T is temperature, $\hat{\mathbf{r}}$ is the unit vector in the radial direction, η is the viscosity, and Ra is the Rayleigh number defined below. The boundary conditions on the fluid velocity at the inner and outer surfaces of the spherical shell are :

$$\underbrace{u_r|_{r=R_i, R_o}}_{\text{impermeable}} = 0 \quad \text{and} \quad (4)$$

$$\underbrace{r \frac{\partial}{\partial r} \left(\frac{u_\theta}{r} \right) \Big|_{r=R_i, R_o} = r \frac{\partial}{\partial r} \left(\frac{u_\lambda}{r} \right) \Big|_{r=R_i, R_o}}_{\text{shear-stress free}} = 0, \quad (5)$$

where $R_i = 11/9$, the radius of the inner surface of the 3D spherical shell and $R_o = 20/9$ is the radius of the outer surface as measured from $r = 0$. The boundary conditions on the temperature are :

$$T(R_i, \theta, \lambda) = 1 \quad \text{and} \quad T(R_o, \theta, \lambda) = 0.$$

Equations (1)-(3) are non-dimensionalized with the length scale chosen as the approximate thickness of the mantle, $\Delta R = R_o - R_i = 1$, the time-scale chosen as the thermal diffusion time of mantle minerals, $t = (\Delta R)^2 / \kappa$ (noting a non-dimensional time $t = 1$, corresponds to 265 billion years, i.e. 58 times the age of the Earth), and the temperature scale chosen as the difference between the temperature at the inner and outer boundaries, $\Delta T = 1$. The fluid is treated as isoviscous, $\eta = \text{constant}$. Thus, the dynamics of the fluid are governed entirely by the Ra, which can be interpreted as a ratio of the destabilizing force due to the buoyancy of the heated fluid to the stabilizing force due to the viscosity of the fluid and heat transfer by conduction. It takes the specific form of

$$\text{Ra} = \frac{\rho_0 g \alpha \Delta T (\Delta R)^3}{\kappa \eta},$$

where ρ_0 is a reference density of the fluid, g is the acceleration due to gravity, and α is the coefficient of thermal expansion.

The initial condition for the temperature is specified as

$$95 \quad T(r, \theta, \lambda) = \frac{R_i(r - R_o)}{r(R_i - R_o)} + 0.01T_P(\theta, \lambda) \sin\left(\pi \frac{r - R_i}{R_o - R_i}\right), \quad (6)$$

$$\text{with } T_P(\theta, \lambda) = \left[\underbrace{Y_\ell^{m=0}(\theta, \lambda)}_{\text{axisymmetric}} + \underbrace{\varepsilon Y_\ell^{m \neq 0}(\theta, \lambda)}_{\text{non-axisymmetric}} \right]. \quad (7)$$

The first term in (6) represents a purely conductive temperature profile, while the second term T_P is a perturbation to this profile, determining the final patterns of polyhedral symmetry. Y_ℓ^m denotes the normalized spherical harmonic of degree ℓ and order m (equation 8) and the non-axisymmetric perturbation ε will play an important role in studying transitional pattern formations in the cubic case.

$$100 \quad Y_\ell^m(\theta, \lambda) = \sqrt{\frac{(2\ell + 1)(\ell - m)!}{2\pi(1 + \delta_{m0})(\ell + m)!}} P_\ell^m(\cos\theta) \cos(m\lambda) \quad (8)$$

where P_ℓ^m are the (unnormalized) associated Legendre functions and δ_{m0} is the Kronecker delta. It should be noted that the stability of preferred patterns in purely axisymmetric convective flows has been studied by Zebib et al. (1980, 1983).

2.1 CitComS

CitcomS is a second-order finite element code written in C. Its purpose is to explore mantle convection problems in 3D spherical geometry (Zhong et al., 2000; Tan et al., 2006). Developed from the software Citcom (Moresi and Solomatov, 1995; Moresi et al., 1996), a code structured for 3D Cartesian geometry, CitcomS employs an Uzawa algorithm to solve the momentum equation coupled with the incompressibility constraints (Ramage and Wathen, 1994). The energy equation is solved with a streamline upwind Petrov Galerkin method (Brooks, 1981). We used version 3.1.1 available from the Computational Infrastructure for Geodynamics (<http://www.geodynamics.org/cig/software/citcoms>).

The global mesh is obtained by first dividing the spherical shell into 12 caps of approximately equal size. Then each cap is divided into $N \times N$ elements in the angular directions and M elements in the vertical direction, forming a layered brick-like structure. For each 3D element, eight velocity nodes with trilinear interpolation functions, and one constant pressure node are used. Per cap, we will be using 48 elements in each dimension, resulting in $12 \times 48 \times 48 \times 48$ total elements.

2.2 RBF-PS

Here, an overview of the spectral RBF-PS model is given; for a detailed description of the numerical method see (Wright et al., 2010). To spatially discretize the 3D spherical shell a “ $2(\theta, \lambda) + 1(r)$ ”

layered approach is used. In the radial direction, $M + 2$ Chebyshev nodes (corresponding to M interior points and 2 boundary points) and N “scattered” nodes (e.g. see [Womersley and Sloan, 2003/2007](#)) are placed on each of the resulting M spherical surfaces. This gives a tensor product structure between the radial and lateral directions, which allows the spatial operators to be computed in $O(M^2N) + O(MN^2)$ operations instead of $O(M^2N^2)$. While all radial derivatives are discretized using Chebyshev polynomials, differential operators in the latitudinal direction θ and longitudinal direction λ are approximated discretely on each spherical surface using RBFs. In a given limit RBFs reproduce spherical harmonics ([Fornberg and Piret, 2007, 2008](#)). However, they generally give higher accuracy than spherical harmonics for nonlinear systems of PDEs ([Wright et al., 2010](#); [Flyer and Wright, 2007, 2009](#); [Flyer and Fornberg, 2011](#); [Flyer et al., 2012](#)) (for examples of how to implement RBFs on spherical surfaces see [Flyer and Wright \(2007, 2009\)](#)). For all cases in the paper, $N = 4096$ nodes are used on each sphere with $M = 43$ Chebyshev nodes used in the radial direction. The time discretization of the energy equation uses a semi-implicit method. All terms that involve radial derivatives are time-stepped with a Crank-Nicolson method, while terms involving latitudinal and longitudinal derivatives are time-stepped with a third-order Adams-Bashforth method.

140 3 Stability of cubic steady state to perturbations in the initial condition at varying Ra

The cubic initial condition temperature profile used in many 3D spherical convection studies such as [Ratcliff and Schubert \(1996\)](#); [Kameyama et al. \(2008\)](#); [Zhong et al. \(2000\)](#); [Yoshida and Kageyama \(2004\)](#); [Stemmer et al. \(2006\)](#); [Choblet et al. \(2007\)](#); [Zhong et al. \(2008\)](#); [Kameyama et al. \(2008\)](#), is specified by letting T_p in (7) be equal to

$$145 \quad T_p(\theta, \lambda) = \left[Y_4^0(\theta, \lambda) + \underbrace{\frac{5}{7}(1 - \delta)}_{\varepsilon} Y_4^4(\theta, \lambda) \right] \quad (9)$$

with $\delta = 0$. A perturbation parameter δ has been introduced to allow us to slowly perturb the amplitude of the non-axisymmetric mode. The $\theta - \lambda$ temperature dependence of (9) on a spherical shell surface can be seen in Figure 1a for $\delta = 0$. As δ increases the initial condition slowly tends to a pure Y_4^0 initial condition, with the amplitude of the four plumes along the equatorial region decreasing and progressively merging together as seen in Figure 1b for $\delta = 0.30$. It should be noted here that $\delta = 0$ does not correspond to perfect cubic symmetry, but has however become the standard in modern geophysical and astrophysical simulations as those cited above. Indeed, the maximum amplitude of the plumes in Figure 1a varies slightly between the poles and the equator. Perfect cubic symmetry, as predicted by [Busse \(1975\)](#), numerically discovered by [Young \(1974\)](#), with early simulations by [Machetel et al. \(1986\)](#) and [Bercovici et al. \(1989\)](#), is obtained with $\varepsilon = \sqrt{\frac{5}{7}}$ instead of $\frac{5}{7}$.

In the next two subsections, we examine how transitions from the cubic steady-state to axisymmetric patterns of lower order occur as a function of perturbing the non-axisymmetric mode of the initial condition, and more interestingly how these transitions differ depending on the numerical discretization of the governing equations.

3.1 Sensitivity to amplitude perturbations in the initial condition at low Ra

At low Rayleigh number, $5000 \leq Ra \leq 10000$, the cubic steady state pattern is stable for both models up to $\delta = 0.30$. That is, as long as the ratio of the spectral coefficients between the Y_4^0 mode and the Y_4^4 mode does fall below 1/2, the cubic pattern is maintained. This can be seen in Figure 2 that plots the isosurfaces of residual temperature (see caption for further details as this is how 3D convection will be illustrated in the paper) as a function of δ .

Incrementing δ by 0.01, the RBF-PS model displays a clear transition between the cubic steady state and an order $\ell = 4$ axisymmetric pattern. In contrast, CitcomS converges to a transitional steady-state pattern for $0.31 \leq \delta \leq 0.32$, in which the four plumes along the equator grow and merge together two by two, but the process is not completed. This is never observed with the RBF-PS discretization (see Figure 2). At higher values of δ , CitcomS and RBF-PS method converge to the same pattern. Thus, at the parameter value of destabilization ($\delta = 0.30$), the numerical discretization plays an important role as to what pattern emerges. Also, the transition point at which the Y_4^0 spherical harmonic mode completely dominates and the Y_4^4 part of the initial condition no longer influences the final pattern of convection differs between the two models.

Figure 3 shows the evolution of the volume-averaged temperature ($\langle T \rangle$) for both models at $Ra=7000$. As just discussed, the figure illustrates that CitcomS converges to 3 different steady-states, depending on the value of δ . In contrast, for $\delta > 0.30$, the figure shows that the RBF-PS solution is attracted to the $\ell = 4$ axisymmetric mode. In either case, the solution, once destabilized, transitions to patterns characterized by a higher $\langle T \rangle$.

3.2 Sensitivity to amplitude perturbations in the initial condition at high Ra

As would be expected, at higher Ra, the cubic steady state is much more sensitive to small perturbations in the initial condition. For $Ra=70,000$, the Y_4^4 mode of the initial condition was very slowly perturbed in increments of $\delta = 5 \times 10^{-3}$, as shown in Figure 4. The cubic steady state is destabilized at $\delta \geq 0.065$ for CitcomS and $\delta \geq 0.070$ for the RBF-PS method with different transitional patterns.

With CitcomS, the destabilization shows a transitional pattern between a cubic steady state to an unsteady axisymmetric pattern at $\delta = 0.065$ and $\delta = 0.007$, characterized by two diametrically opposed upwelling plumes in the equatorial region with a great circle of downwelling that encompasses the polar regions. It develops by a two-by-two merging of upwelling plumes on the equator; initial upwelling plumes at the poles are destabilized and migrate to the equatorial region. The end state for perturbations of $\delta \geq 0.75$ is also an unsteady axisymmetric pattern. However, the pattern of

convection has been completely rearranged with upwelling now occurring at the polar regions and downwelling at equatorial region, yielding a strong dominance of an oscillating $\ell = 2$ mode. The quasi-uniform oscillation of this end state can be seen in the time traces of the outer Nu and volume averaged RMS velocity in Figure 5, where the region for $t \geq 0.2$ has been enlarged for better viewing.

With the RBF-PS model, the cubic steady state also eventually evolves to an unsteady axisymmetric pattern for $\delta \geq 0.085$, similar to that of the CitcomS as shown in Figure 4. However, the transition between these two states is very different than what was observed with the CitcomS model. For $\delta = 0.07$, the cubic pattern is only partially destabilized. Two plumes on one side merge and begin to pulsate. Although this structure is unsteady, it stays stable with no other changes in the general pattern of convection observed. At $0.075 < \delta \leq 0.08$, the cubic geometry is fully destabilized and the model begins to converge to the unsteady axisymmetric pattern.

For the two methods, the stability of the cubic symmetry pattern as a function of the Rayleigh number and the amount of perturbation δ to the initial condition is summarized in Figure 6. The amount of perturbation needed to destabilize the steady-state cubic symmetry pattern begins to decrease rapidly after $Ra \approx 20000$. The shaded blue and pink regions depict where transition states are observed for the CitcomS model and RBF-PS model respectively. Generally, the evolution of the transition is well defined using both methods. CitcomS shows a transitional pattern for all Rayleigh numbers. A transitional pattern appears with RBF-PS only for $Ra > 30000$. In all cases, using RBF-PS, the transition is not characterized by a single pattern, as in CitcomS, but by a progressive transition as a function of the perturbation (δ). Surprisingly, this transitional regime broadens for large Rayleigh numbers (see red shaded area with $Ra \geq 50000$), implying larger perturbations are required to fully diminish the influence of the $\ell = 4$ modes. These results clearly demonstrate how numerical discretization impacts pattern formation and its interpretation in simulations of 3D convective flow.

4 Stability at higher orders of symmetry: A dodecahedral initial condition

In Busse (1975), Busse predicts a steady-state higher-order convection pattern corresponding to dodecahedral symmetry. Here for the first time (to the authors' knowledge), the stability of this pattern for low Ra is studied, with surprising results on how the numerical discretization scheme severely affects the interpretation of steady-state stability ranges. The initial condition is given by equation (6) with

$$T_P(\theta, \lambda) = \left[Y_6^0(\theta, \lambda) + \sqrt{\frac{14}{11}} Y_6^5(\theta, \lambda) \right]. \quad (10)$$

The $\theta - \lambda$ temperature dependence on a sphere is shown in Figure 7. It has twelve initial plumes of upwelling, forming the faces of a dodecahedron, where the strongest downwelling (in dark blue)

occurs at the vertices of the pentagons.

The evolution of convection with a dodecahedral initial condition at a $Ra=7000$ is presented in
230 Figure 8. Both methods converge first to a steady-state dodecahedral pattern; however, this con-
vection pattern is unstable. The symmetry is broken at different times for RBF-PS and CitcomS
models. Plumes begin to merge after $t = 0.7$ with CitcomS, while for the RBF-PS model, plumes do
not merge until $t = 2.7$. Surprisingly, the final stable stationary state differs between the two numer-
ical discretizations: RBF-PS converges to a tetrahedral pattern, dominated by a $\ell = 3$ mode, while
235 CitcomS reaches the cubic pattern studied in the previous section. In order to reduce the possible
effect of spatial discretization error, mesh resolution in CitcomS was increased by a factor of eight
to 12×96^3 and doubled in the RBF-PS to $51(r) \times 6561(\theta, \lambda)$. The results are displayed in Figure
8. The same final patterns are observed, with the only difference being that the dodecahedral pattern
is maintained for a longer period. These results imply that there are at least two stable branches of
240 solutions that correspond to these patterns; however, which branch manifests itself in simulations is
dependent on the numerical discretization. We will see more evidence of this later in the discussion.

For CitcomS, the mesh discretization shows a symmetrical effect. The shell is initially divided in
12 caps. Each cap is diametrically opposite to another one (Zhong et al., 2000). Thus during the
transition, we can observe that destabilization occurs in symmetrical pairs with respect to the caps.
245 As a result it is reasonable to presume that mesh discretization and the cap divisions influence the
distribution of numerical errors and favor even modes. In these conditions, CitcomS won't reproduce
the tetrahedral or the five-cell pattern observed with the RBF method, without adding an additional
initial perturbation representing these odd modes.

The stability of the dodecahedral steady state solution for $2000 \leq Ra \leq 10000$ can also be seen
250 in the time evolution of the volume-averaged root mean square velocity and the inner and outer
Nusselt numbers as given in Figure 9. In all cases of the Ra , the dodecahedral convection pattern is
initially observed and stationary. This pattern is identical in both methods, whether one considers
its geometry, the convergence of RMS velocity, average temperature or Nusselt Numbers before the
transition (Tab. 1). However, weakly unstable modes of lower spherical harmonic degree become
255 excited and cause the solution to transition to second steady-state. When this transition occurs in the
time evolution is clearly dependent on the model. For instance at $t = 2$, CitcomS has already reached
a steady-state cubic pattern while RBF-PS is still in the weakly unstable steady-state dodecahedral
pattern.

As the Rayleigh number increases from 2000, the final stationary pattern observed varies greatly
260 between the two models, also showing how preferred patterns of convection in numerical simulations
are dependent on the spatial discretization scheme. Figure 10 illustrates these end states for both
numerical methods, starting from the dodecahedral initial condition for $2000 \leq Ra \leq 70000$ for each
of the models. The RBF-PS model shows a clear transition from the dodecahedral pattern to a variety
of steady-states, depending on the Rayleigh number. For $3000 \leq Ra \leq 5750$, end-state convection is

265 dominated by the cubic steady state pattern discussed in the previous section. In CitcomS, this pattern is not seen until $Ra = 5000$ and persists to $Ra = 7000$. In fact, the regime between $5000 \leq Ra \leq 5750$ is the only range where both the CitcomS and RBF-PS transition to the same final steady-state convection pattern. At $5775 \leq Ra \leq 6025$, a newly observed five-cell pattern emerges as the end stationary state in the RBF-PS model. It results from a mixed-mode interaction between the $\ell = 3$ and $\ell = 4$ modes, as will be discussed in the next section. For $6000 \leq Ra \leq 10000$, the final pattern of convection for RBF-PS is the tetrahedral pattern observed in Figure 8. In contrast, CitcomS transitions to a stable steady-state axisymmetric $\ell = 2$ pattern. For $Ra > 10000$, the final patterns become unsteady, yet maintain a resemblance to the axisymmetric and tetrahedral patterns seen in CitcomS and RBF-PS, respectively.

275 5 A new convection mode: 5 cells

At $5750 \leq Ra \leq 6050$ with RBF-PS method, the weakly unstable dodecahedral pattern relaxed into a steady-state five-cell convection pattern. This structure is characterized by five upwelling plumes: two at the poles, each surrounded by a triangular region of downwelling and three along the equator, each surrounded by a square region of downwelling. The pattern appeared for a narrow range of Rayleigh numbers, between the cubic pattern at lower Rayleigh number and the tetrahedral pattern at higher Rayleigh number. This observation along with the fact that the convective regions of descending motion are defined by both the vertices of a triangle in the polar regions (the case for the tetrahedral pattern) and those of a square in the equatorial regions (the case for the cubic pattern) leads us consider a mixed-mode interaction between the $\ell = 3$ and an $\ell = 4$ modes for an initial condition. Previous studies of mixed-mode patterns bifurcating from spherically symmetric ones have been predicted in Busse and Riahi (1988) and numerically observed in Feudel et al. (2011). However, these studies reported a seven cell pattern resulting from an interaction of a $\ell = 4$ and $\ell = 5$ modes. In Chossat and Beltrame (Submitted, 18 Dec 2009, Last revised 12 Feb 2014), the authors investigated $\ell = 3, 4$ mode interactions in a context compatible with Rayleigh-Bénard convection without having highlighted the occurrence of a five cell structure. Here, we focus on the formation of a steady-state five cell pattern that is stable to large Rayleigh number, $Ra = 50000$, approximately 70 times the critical Rayleigh number ($Ra_c = 712$, the onset of convection).

Through numerical experimentation, we discovered that a combination of Y_3^3 and Y_4^0 spherical harmonics will yield a five cell pattern. However, in order to determine the volume-averaged spectral energies or variances between the two modes that yield the fastest stabilization on a five-cell steady-state pattern, a parameter γ on the Y_4^0 mode is introduced. It will be varied slowly from γ equals 0 to 1, in increments of 10^{-2} . The initial condition is now given by equation (6) with

$$T_P(\theta, \lambda) = [Y_3^3(\theta, \lambda) + \gamma Y_4^0(\theta, \lambda)]. \quad (11)$$

300 Figure 11 displays the initial conditions for two different values of γ that will lead to two different

steady states.

We begin at a low Rayleigh number, such as $Ra=7000$. However, the results hold for even lower Rayleigh numbers, down to $Ra=1000$, just above the onset of convection. Figure 12 shows the evolution of the volume-averaged temperature and the final convection patterns (isosurfaces of $\delta T = \pm 0.15$, yellow-ascending motion, blue-descending motion) as γ is varied. As can be seen, depending on the value of γ , the model converges to three distinct steady-states. For $\gamma \leq 0.20$, the $\ell = 4$ mode has no influence and the models converge to a steady-state defined by the Y_3^3 spherical harmonic mode. This pattern is similar to that found in Busse and Riahi (1988), except there is a merging of the ascending motion in the polar regions. The steady-state five cell pattern, shown in Figure 12e, manifests itself in both models for $0.2 \leq \gamma < 0.3$, with the fastest stabilization to this state for $\gamma = 0.5$. As a result, this is what will be used when observing the stability of the five cell pattern as a function of Rayleigh number. With the RBF-PS model, once the volume-averaged spectral energies between the two modes is equal (i.e. $\gamma = 1$), the flow reverts to an axisymmetric steady-state, dominated by the $\ell = 4$ mode. With the CitcomS model, the ratio of the modes have to only be within 10% of one another (i.e. $\gamma = 0.9$) for this to occur. Lastly, Figure 13 shows that this convection pattern is not only steady but stable with respect to perturbing the Rayleigh number for values at least up to $Ra=50000$, 70 times the critical Rayleigh number. Both models obtained this result. Also, as the Rayleigh number increases, the boundary layer thickness decreases as would be expected with increased convection.

6 Conclusions

In time-dependent fully nonlinear systems, when numerical simulations are performed a great variety of complex spatiotemporal regimes can be observed depending on parameter values. However, what this paper has illustrated is that what patterns are actually observed and at which parameter values they manifest themselves is definitely impacted by the numerical discretization used. Since computation has become a third arm of physical understanding, along with experimentation and analysis, it is important to highlight this fact so that a discretization scheme is not blindly applied just because it is commonly used, as in the case of spherical harmonics.

Here, we have compared an RBF-Chebyshev discretization (RBF-PS), where RBF can reproduce spherical harmonics but actually have been shown to perform better than them in spherical geometries, to a finite element discretization, a commonly used method in science and engineering. The latter is a community based model called CitcomS, especially designed for studying thermal convection in a 3D spherical shell. For simpler spherical symmetries as the cubic pattern (sometimes referred to as the octahedral pattern), the results at low Rayleigh number were more similar between the models, both destabilizing when the contribution of the non-axisymmetric $\ell = 4$ spherical harmonic mode in the initial condition fell below 50%. However, CitcomS showed a transition to 3

steady states as this mode was perturbed while RBF-PS went directly to the $\ell = 4$ axisymmetric mode. At higher Rayleigh number, the difference in the transitional states manifested between the two models was more drastic.

340 The effect of the numerical discretization on pattern formation at higher orders of symmetry, such as dodecahedral symmetry where the initial condition is defined by a combination of $\ell = 6$ spherical harmonic modes, was even more interesting. Although deemed a stable state by Busse (1975) for Rayleigh numbers near the onset of convection ($Ra_c = 712$), it was shown to be unstable (after a long computational period - equivalent to 25 times the age of the Earth) for a Rayleigh number just 2.5 times Ra_c at extremely high resolutions for both models. However, regardless of the Rayleigh
345 number, the convection evolved completely differently for each model, with the end steady state also being very different. For example, at $Ra=7000$, the RBF-PS model evolved to a tetrahedral symmetry while CitcomS to a cubic symmetry.

Another outcome of differences in numerical discretization can be the discovery of a stable convection pattern (with regard to perturbations in the Rayleigh number) that does not seem to have been
350 highlighted in the literature. In studying the dodecahedral convection pattern, in a narrow range of the Rayleigh number, the RBF-PS model stabilized to a five cell steady state pattern that was never seen in the CitcomS model regardless of the Rayleigh number. This led the authors to investigate its formation, discovering it is a strongly stable steady-state pattern of convection up to $Ra=50000$. Both models agreed that it forms by the interaction of the Y_3^3 and Y_4^0 modes.

355 As a general observation, both methods show a good match on the cubic and five cell steady state patterns, and even for the stationary dodecahedral pattern before the transition. However, the above in depth computational study strongly illustrates how numerical discretization can impact both the resulting patterns of convection as well as the transitional states that occur. This is particularly true when scientists have to rely on such simulations in cases of strongly nonlinear systems with over a
360 million of unknowns. In such cases, eigenvalue stability analysis is just not an option. Furthermore, we hope to have shed some light on cases of higher-order symmetry (as the dodecahedral case) as well as non-symmetric cases as the five cell pattern discussed. Although these patterns of convection are not expected to be found in the Earth, they can further aid the verification, validation and comparison of new numerical methods, algorithms, and codes, as applied to mantle convection in the
365 Earth and other terrestrial planets. We also hope that this paper will stimulate further investigation on how the type and order of numerical discretization affects pattern formation in the context on benchmarking community codes.

Acknowledgements. Pierre-Andre Arrial and Louise H. Kellogg was supported by National Science Foundation (NSF) grant DMS-0934317. NCAR is supported by the (NSF). Natasha Flyer was supported by NSF grant
370 DMS-094581 and Grady Wright was supported by NSF grant DMS-0934330.

References

- Bercovici, D., Schubert, G., Glatzmaier, G. A., and Zebib, A.: Three-dimensional thermal convection in a spherical shell, *J. Fluid Mech.*, 206, 75–104, doi:[10.1017/S0022112089002235](https://doi.org/10.1017/S0022112089002235), 1989.
- Bercovici, D., Schubert, G., and Glatzmaier, G. A.: Modal growth and coupling in 3-Dimensional spherical convection, *Geophys. Astrophys. Fluid Dyn.*, 61, 149–159, doi:[10.1080/03091929108229041](https://doi.org/10.1080/03091929108229041), 1991.
- Brooks, A. N.: A Petrov–Galerkin Finite Element Formulation for Convection Dominated Flows, Ph.D. thesis, Cali. Inst. of Technol., Pasadena, 1981.
- Busse, F. H.: Patterns of Convection in Spherical Shells, *J. Fluid Mech.*, 72, 67–85, doi:[10.1017/S0022112075002947](https://doi.org/10.1017/S0022112075002947), 1975.
- 380 Busse, F. H. and Riahi, N.: Patterns of Convection in Spherical Shells .2., *J. Fluid Mech.*, 123, 283–301, doi:[10.1017/S0022112082003061](https://doi.org/10.1017/S0022112082003061), 1982.
- Busse, F. H. and Riahi, N.: Mixed-mode patterns of bifurcations from spherically symmetric basic states, *Nonlinearity*, 1, 379, doi:[10.1088/0951-7715/1/2/004](https://doi.org/10.1088/0951-7715/1/2/004), 1988.
- Choblet, G., Čadež, O., Couturier, F., and Dumoulin, C.: ÆDIPUS: a new tool to study the dynamics of planetary interiors, *Geophys. J. Int.*, 170, 9–30, doi:[10.1111/j.1365-246X.2007.03419.x](https://doi.org/10.1111/j.1365-246X.2007.03419.x), 2007.
- 385 Chossat, P. and Beltrame, P.: Onset of intermittent octahedral patterns in spherical Bénard convection, arXiv:0912.3709, p. 40pp, Submitted, 18 Dec 2009, Last revised 12 Feb 2014.
- Elman, H., Meerbergen, K., Spence, A., and Wu, M.: Lyapunov Inverse Iteration for Identifying Hopf Bifurcations in Models of Incompressible Flow, *SIAM J. Sci. Comput.*, 34, A1584–A1606, doi:[10.1137/110827600](https://doi.org/10.1137/110827600), 2012.
- 390 Feudel, F., Bergemann, K., Tuckerman, L., Egbers, C., Futterer, B., Gellert, M., and Hollerbach, R.: Convection patterns in a spherical fluid shell, *Phys. Rev. E*, 83, 046304, doi:[10.1103/PhysRevE.83.046304](https://doi.org/10.1103/PhysRevE.83.046304), 2011.
- Flyer, N. and Fornberg, B.: Radial basis functions: Developments and applications to planetary scale flows, *Comput. Fluids*, 46, 23 – 32, doi:[10.1016/j.compfluid.2010.08.005](https://doi.org/10.1016/j.compfluid.2010.08.005), 2011.
- 395 Flyer, N. and Wright, G. B.: Transport schemes on a sphere using radial basis functions, *J. Comput. Phys.*, 226, 1059 – 1084, doi:[10.1016/j.jcp.2007.05.009](https://doi.org/10.1016/j.jcp.2007.05.009), 2007.
- Flyer, N. and Wright, G. B.: A radial basis function method for the shallow water equations on a sphere, *Proc. Roy. Soc. A*, 465, 1949–1976, doi:[10.1098/rspa.2009.0033](https://doi.org/10.1098/rspa.2009.0033), 2009.
- Flyer, N., Lehto, E., Blaise, S., Wright, G. B., and St-Cyr, A.: A guide to RBF-generated finite differences for nonlinear transport: Shallow water simulations on a sphere, *J. Comput. Phys.*, 231, 4078–4095, 2012.
- 400 Fornberg, B. and Piret, C.: A stable algorithm for flat radial basis functions on a sphere, *SIAM J. Sci. Comput.*, 30, 60–80, 2007.
- Fornberg, B. and Piret, C.: On choosing a radial basis function and a shape parameter when solving a convective PDE on a sphere, *J. Comput. Phys.*, 227, 2758–2780, 2008, doi:[10.1016/j.jcp.2007.11.016](https://doi.org/10.1016/j.jcp.2007.11.016), 2008.
- 405 Kameyama, M. C., Kageyama, A., and Sato, T.: Multigrid-based simulation code for mantle convection in spherical shell using Yin-Yang grid, *Phys. Earth Planet. Interiors*, 171:, 19–32, 2008.
- Machetel, P., Rabinowicz, M., and Bernardet, P.: Three-dimensional convection in spherical shells, *Geophys. Astrophys. Fluid Dyn.*, 37, 57–84, doi:[10.1080/03091928608210091](https://doi.org/10.1080/03091928608210091), 1986.
- Meerbergen, K. and Spence, A.: Inverse Iteration for Purely Imaginary Eigenvalues with Application to the Detection of Hopf Bifurcations in Large-Scale Problems, *SIAM J. Matrix Anal. and Appl.*, 31, 1982–1999,
- 410

- doi:[10.1137/080742890](https://doi.org/10.1137/080742890), 2010.
- Moresi, L., Zhong, S., and Gurnis, M.: The accuracy of finite element solutions of Stoke's flow with strongly varying viscosity, *Phys. Earth Plan. Int.*, 97, 83–94, doi:[10.1016/0031-9201\(96\)03163-9](https://doi.org/10.1016/0031-9201(96)03163-9), 1996.
- 415 Moresi, L.-N. and Solomatov, V. S.: Numerical investigation of 2D convection with extremely large viscosity variations, *Phys. Fluids*, 7, 2154–2162, doi:[10.1063/1.868465](https://doi.org/10.1063/1.868465), 1995.
- Ramage, A. and Wathen, A. J.: Iterative solution techniques for the stokes and Navier-Stokes equations, *Int. J. Numer. Methods Fluids*, 19, 67–83, doi:[10.1002/flid.1650190106](https://doi.org/10.1002/flid.1650190106), 1994.
- Ratcliff, J. and Schubert, G.: Steady tetrahedral and cubic patterns of spherical shell convection with temperature-dependent viscosity, *J. Geophys. Res.*, 101, 25 473–25 484, doi:[10.1029/96JB02097](https://doi.org/10.1029/96JB02097), 1996.
- 420 Stemmer, K., Harder, H., and Hansen, U.: A new method to simulate convection with strongly temperature- and pressure-dependent viscosity in a spherical shell: Applications to the Earth's mantle, *Phys. Earth Plan. Int.*, 157, 223–249, doi:[10.1016/j.pepi.2006.04.007](https://doi.org/10.1016/j.pepi.2006.04.007), 2006.
- Tan, E., Choi, E., Thoutireddy, P., Gurnis, M., and Aivazis, M.: GeoFramework: Coupling multiple models of mantle convection within a computational framework, *Geochem. Geophys. Geosyst.*, 7, Q06001, doi:[10.1029/2005GC001155](https://doi.org/10.1029/2005GC001155), 2006.
- 425 Womersley, R. S. and Sloan, I. H.: Interpolation and Cubature on the Sphere, Website, <http://web.maths.unsw.edu.au/rsw/Sphere/>, last access 24 march 2014, 2003/2007.
- Wright, G. N., Flyer, N., and Yuen, D.: A hybrid radial basis function–pseudospectral method for thermal convection in a 3-D spherical shell, *Geochem. Geophys. Geosyst.*, 11, Q07003, doi:[10.1029/2009gc002985](https://doi.org/10.1029/2009gc002985), 2010.
- 430 Yoshida, M. and Kageyama, A.: Application of the Yin-Yang grid to a thermal convection of a Boussinesq fluid with infinite Prandtl number in a three-dimensional spherical shell, *Geophys. Res. Lett.*, 31, doi:[10.1029/2004GL019970](https://doi.org/10.1029/2004GL019970), 2004.
- Young, R.: Finite-amplitude thermal convection in a spherical shell, *J. Fluid Mech.*, 63, 695–721, 1974.
- 435 Zebib, A., Schubert, G., and Straus, J. M.: Infinite Prandtl number thermal convection in a spherical shell, *J. Fluid Mech.*, 23, 257–277, doi:[10.1017/S0022112080002558](https://doi.org/10.1017/S0022112080002558), 1980.
- Zebib, A., Schubert, G., Dein, J. L., and Paliwal, R. C.: Character and stability of axisymmetric thermal convection in spheres and spherical shells, *Geophys. Astrophys. Fluid Dyn.*, 23, 1–42, doi:[10.1080/03091928308209038](https://doi.org/10.1080/03091928308209038), 1983.
- 440 Zhong, S., Zuber, M. T., Moresi, L., and Gurnis, M.: Role of temperature-dependent viscosity and surface plates in spherical shell models of mantle convection, *J. Geophys. Res.*, 105, 11 063–11 082, doi:[10.1029/2000JB900003](https://doi.org/10.1029/2000JB900003), 2000.
- Zhong, S., McNamara, A., Tan, E., Moresi, L., and Gurnis, M.: A benchmark study on mantle convection in a 3-D spherical shell using CitcomS, *Geochem. Geophys. Geosyst.*, 9, Q10017, doi:[10.1029/2008GC002048](https://doi.org/10.1029/2008GC002048), 2008.
- 445

Table 1. Comparison between computational methods RBF and CitcomS for the dodecahedral stationary pattern at various Rayleigh number. For CitcomS and a Ra=2000, the dodecahedral pattern does not satisfy stationarity to estimate parameters value

Ra	$\langle T \rangle$		$\langle V_{rms} \rangle$		Nu_t		Nu_b	
	RBF	CitS	RBF	CitS	RBF	CitS	RBF	CitS
2000	0.2723	-	8.45	-	1.889	-	1.889	-
3000	0.2521	0.2535	12.97	13.07	2.411	2.413	2.411	2.422
4000	0.2403	0.2414	16.67	16.76	2.768	2.768	2.768	2.777
5000	0.2322	0.2331	19.93	20.01	3.043	3.042	3.043	3.052
6000	0.2261	0.2271	22.89	22.98	3.270	3.269	3.270	3.280
7000	0.2213	0.2223	25.62	25.65	3.465	3.465	3.465	3.476
8000	0.2174	0.2183	28.19	28.31	3.638	3.638	3.638	3.650
9000	0.2141	0.2151	30.62	30.74	3.794	3.793	3.794	3.807
10000	0.2112	0.2123	32.93	33.07	3.937	3.935	3.937	3.951

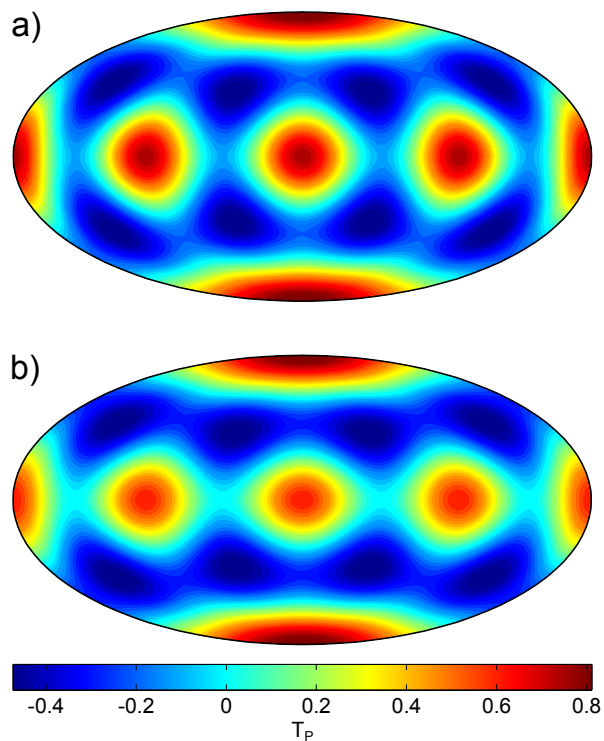


Fig. 1. $\theta - \lambda$ temperature dependence of the cubic initial condition (equation 9) for $\delta = 0$ (a) and $\delta = 0.30$ (b).

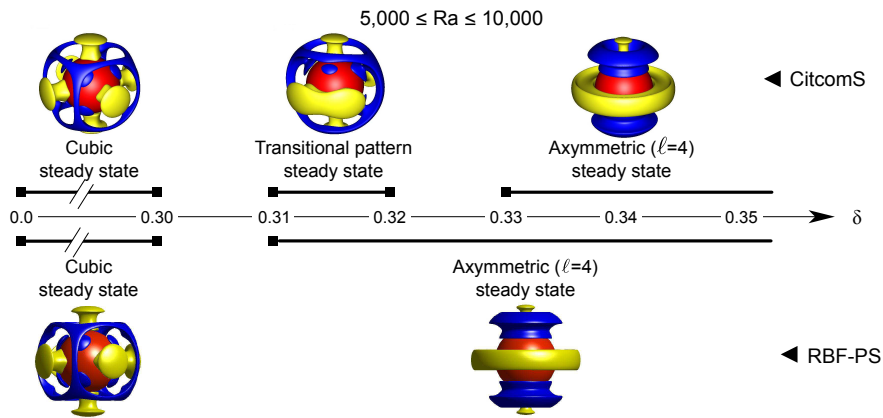


Fig. 2. Final convection patterns resulting from perturbations, δ , to the cubic initial condition as obtained with CitcomS (up row) and the RBF-PS method (bottom row). Diagram is valid for $5000 \leq Ra \leq 10000$. The isosurfaces show the residual temperature $\delta T = T(r, \theta, \lambda) - \langle T(r) \rangle$ where $\langle T(r) \rangle$ is the horizontally average temperature. Blue (downwelling - descending motion) and yellow (upwelling - ascending motion) isosurfaces are for δT equal to -0.15 and 0.15, respectively. The red solid sphere is the inner boundary.

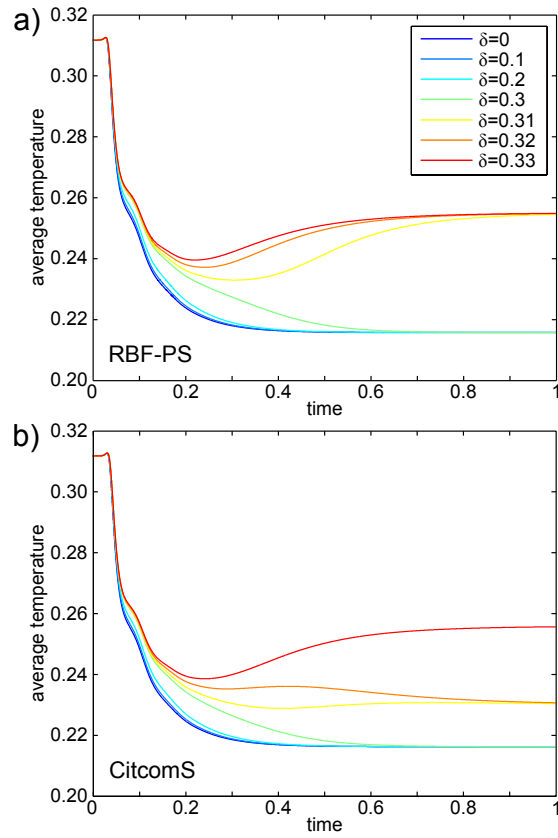


Fig. 3. Time trace of the volume-averaged temperature for the cubic initial conditions at $Ra=7000$ for $0 \leq \delta \leq 0.33$. CitcomS shows transition to three steady-states while RBF-PS shows only two. See figure 2 for the final pattern of convection associated with each model.

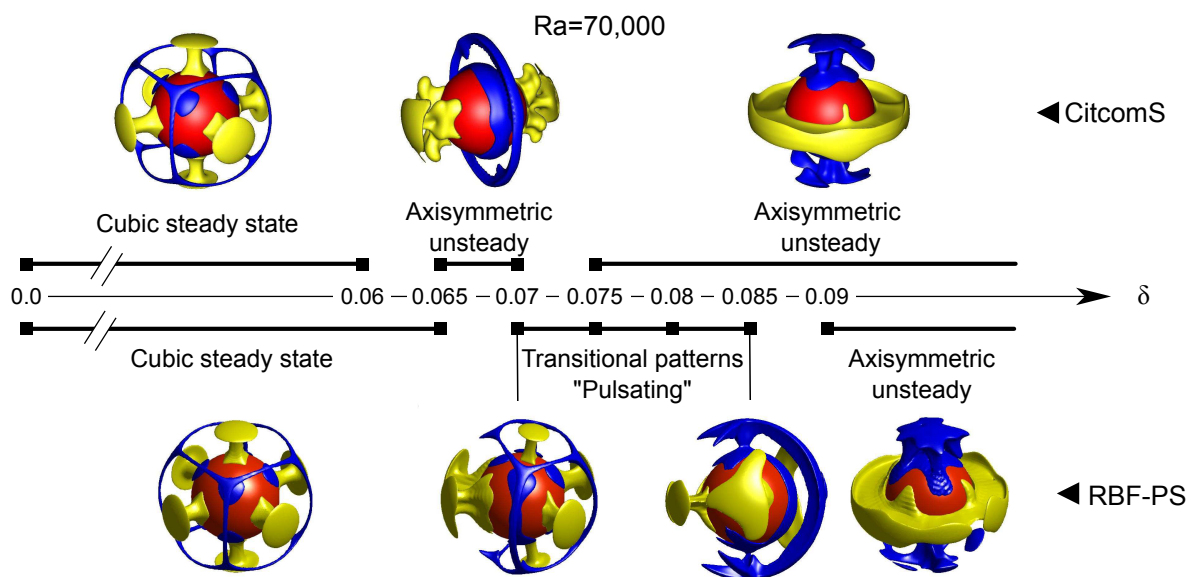


Fig. 4. Stability of the cubic steady state at $Ra=70,000$ with CitcomS (up row) and the RBF-PS method (bottom row). The cubic steady state pattern is destabilized for $\delta \geq 0.065$ with CitcomS and $\delta \geq 0.07$ with RBF-PS. The figure highlights transitional patterns between the two main geometries.

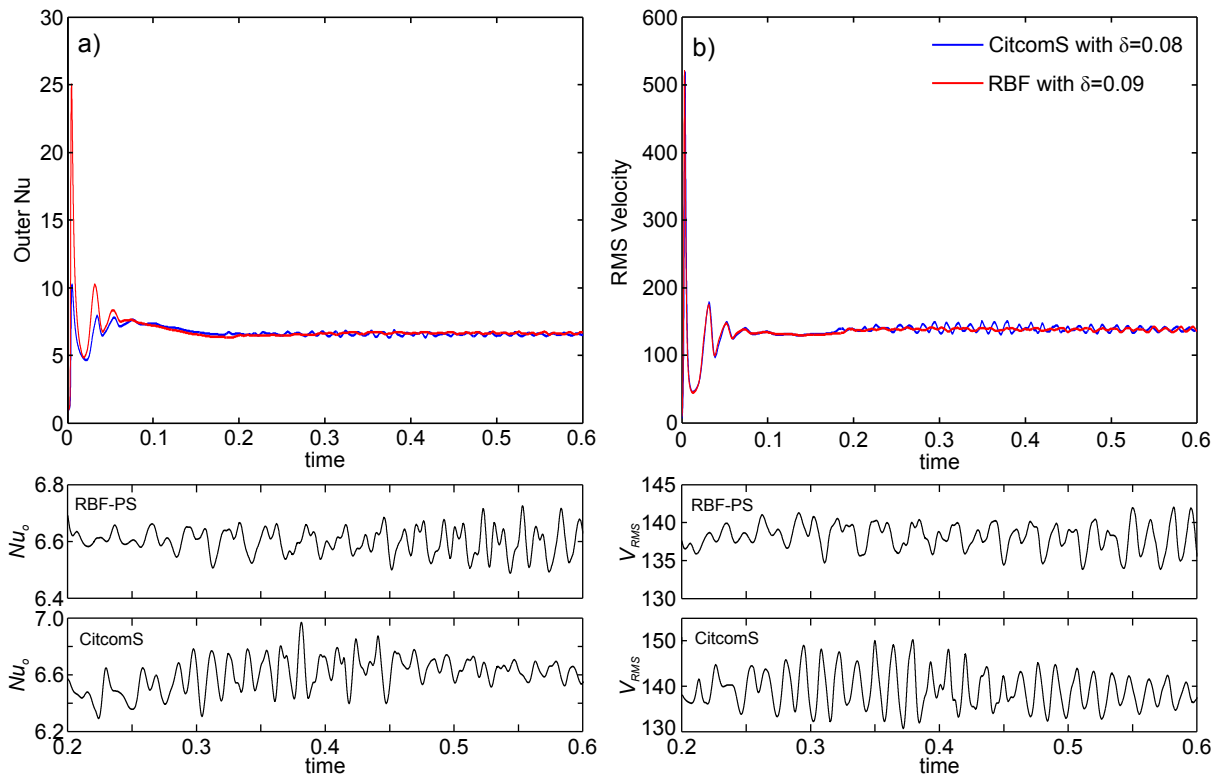


Fig. 5. Time trace of (a) the outer Nusselt number and (b) the RMS Velocity for both models at $Ra=70000$ for $Ra=70000$ and $\delta = 0.08$ with CitcomS and $\delta = 0.09$ with RBF. Both methods converge to an unsteady oscillating axisymmetric pattern dominated by the $\ell = 2$ mode (see Figure 4)

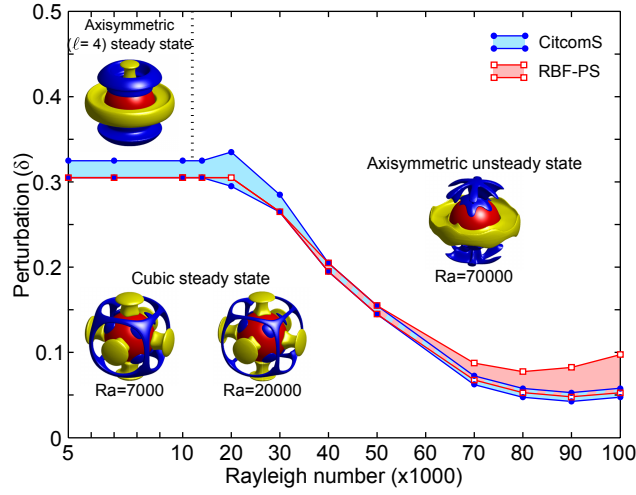


Fig. 6. Stability domain of the cubic steady state pattern as a function of the perturbation to the initial condition, δ , and the Rayleigh number. Shaded areas show the transitional domains for the CitcomS (blue) and RBF-PS (red) methods. Detailed patterns are presented in Figure 2 for $5000 \leq Ra \leq 10000$ and Figure 4 for $Ra=70000$. For each model, the bottom curve is the maximum δ value for which it converges to the cubic steady state while the top curve is the minimum δ value which converges to an axisymmetric pattern (steady or unsteady). The black dotted line is the value of the Rayleigh number that marks the transition between the $\ell = 4$ steady state and the unsteady state.

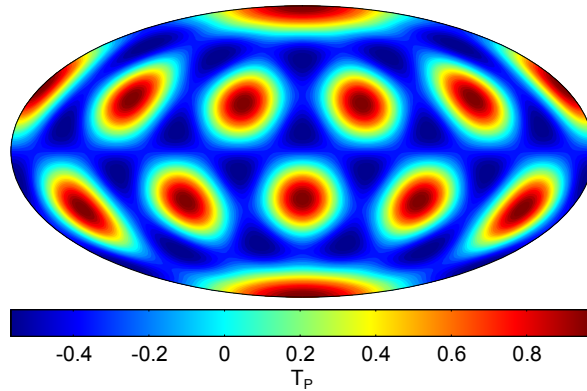


Fig. 7. $\theta - \lambda$ temperature dependence of the dodecahedral initial condition (equation 10).

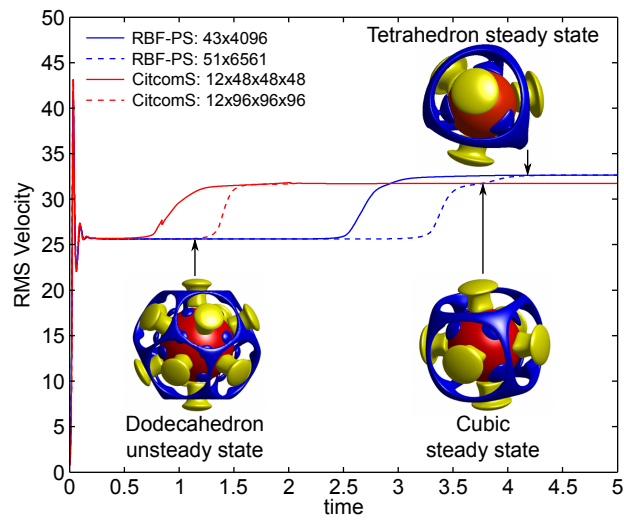


Fig. 8. Time trace of the RMS velocity for both models at $Ra=7000$ for two different spatial resolutions.

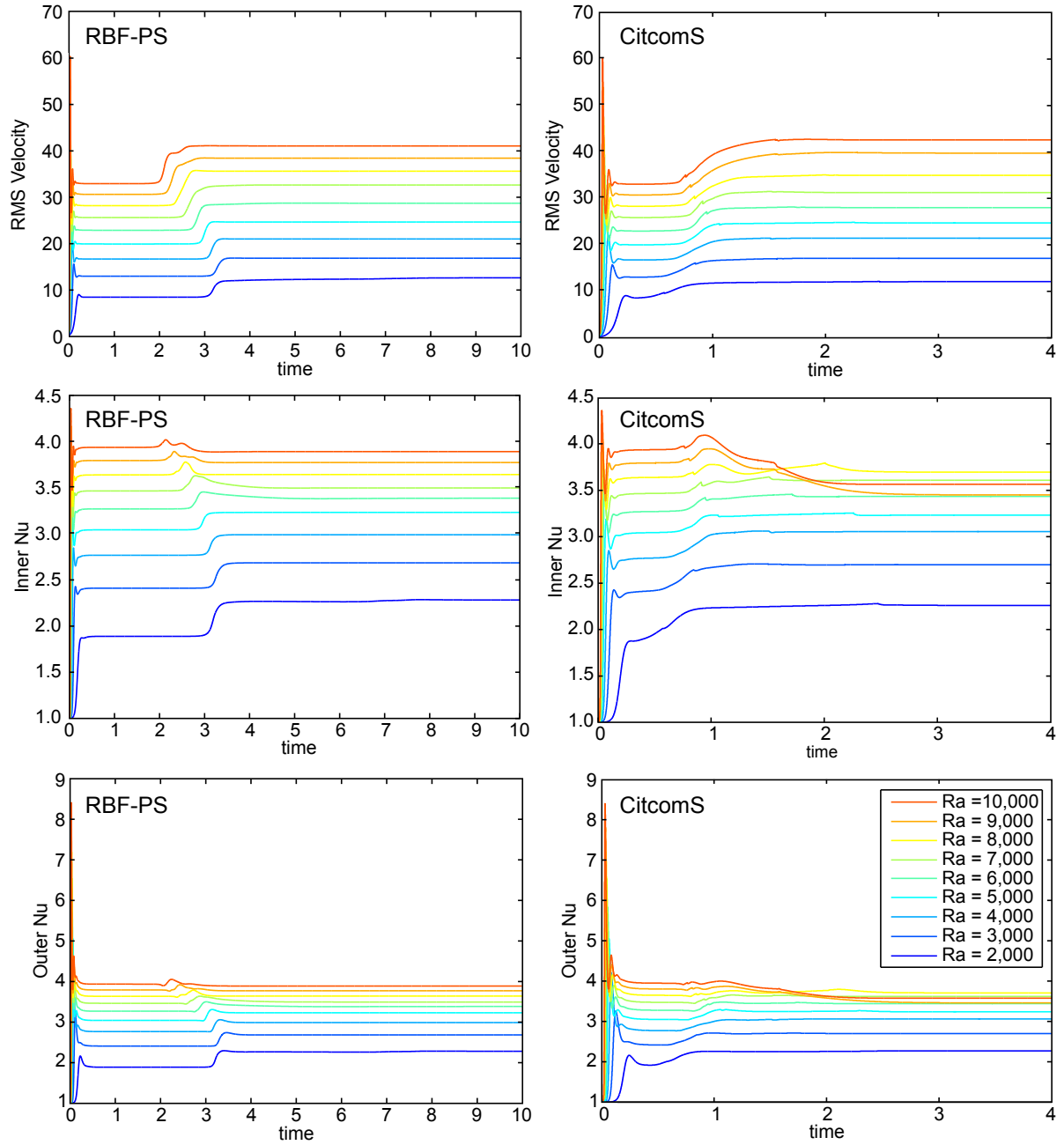


Fig. 9. Transition between steady states, as evidenced by both the RBF-PS and CitComS models, in the $\langle V_{\text{rms}} \rangle$ (top panels), Nu_i (middle panels), and Nu_o (bottom panels) for the dodecahedral initial condition.

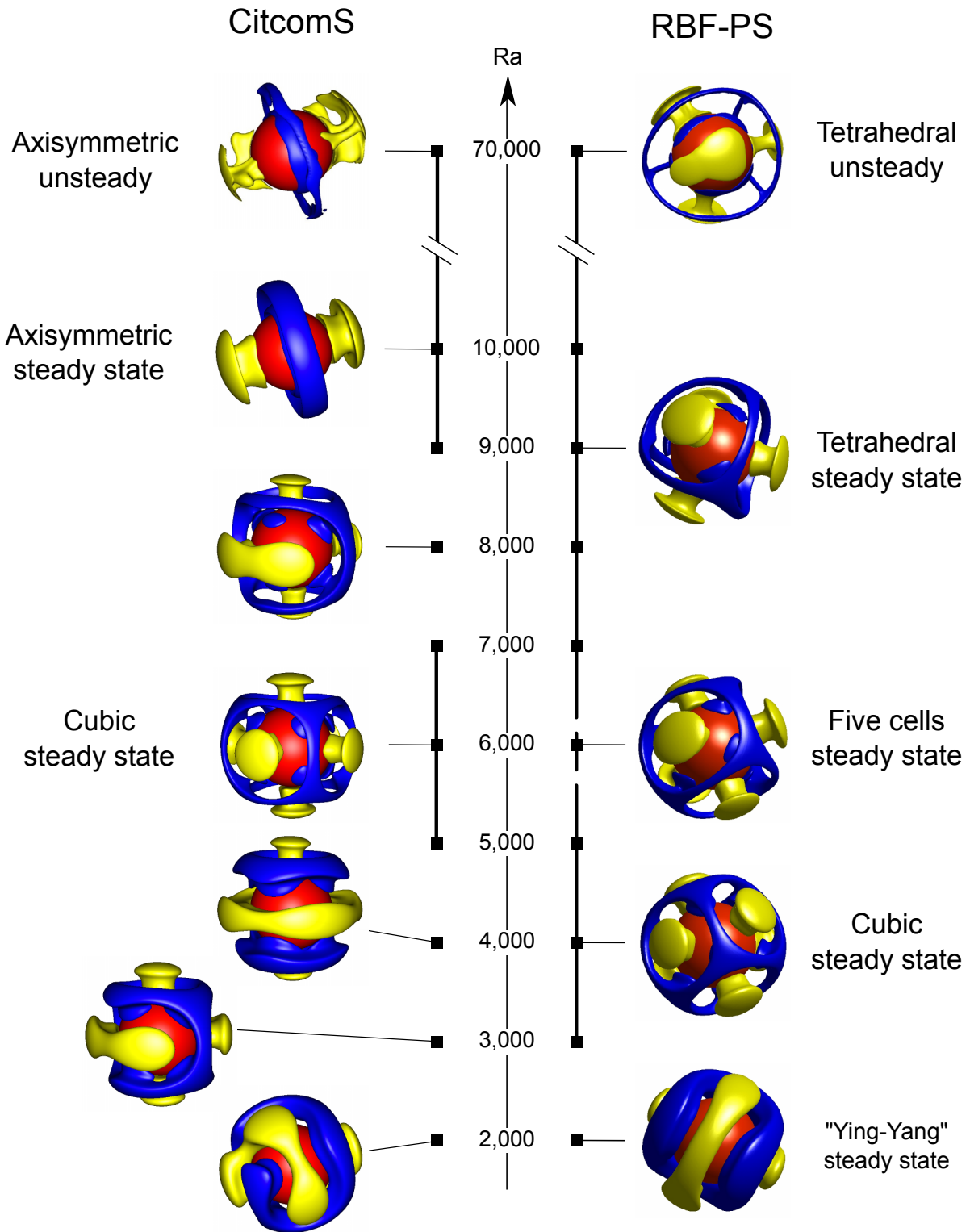


Fig. 10. Transition of dodecahedral plume formation to different steady states for $2000 \leq Ra \leq 10000$ and to an unsteady state for $10000 < Ra \leq 70000$ with the RBF-PS method (right column) and CitcomS (left column).

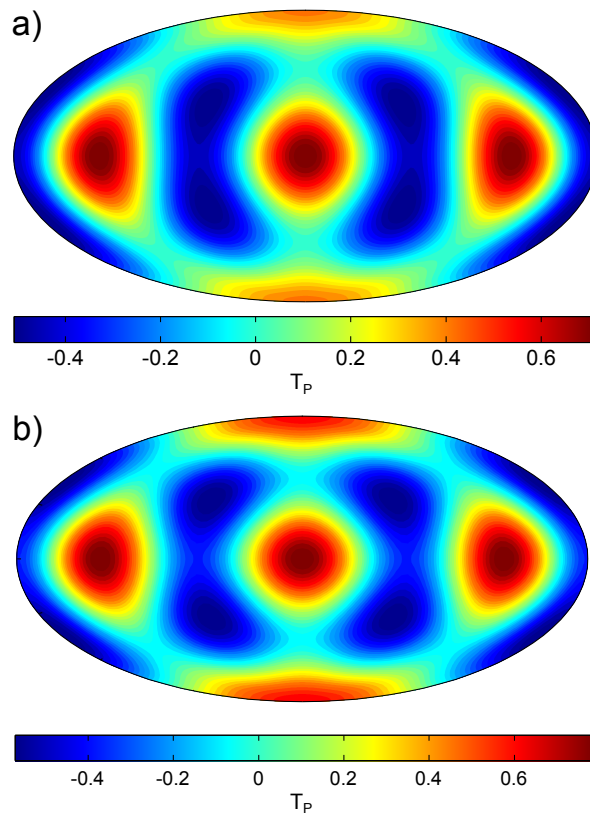


Fig. 11. $\theta - \lambda$ temperature dependence of the five cells initial condition (equation 11) with (a) $\gamma = \frac{1}{2}$ and (b) $\gamma = \frac{11}{10}$.

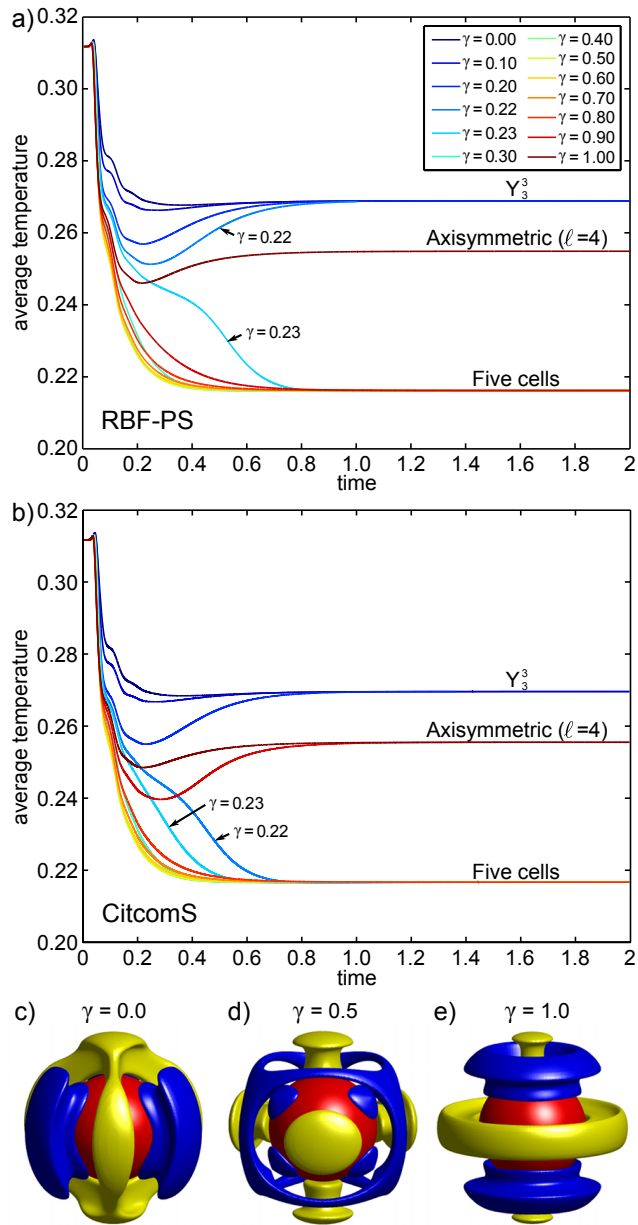


Fig. 12. Time traces of the evolution of the average temperature as a function of the parameter at $Ra = 7000$ for (a) the RBF-PS model and (b) CitcomS. (c–e) show the final convection patterns for each of these models with (c) $\gamma = 0$, (d) $\gamma = 0.5$, and (e) $\gamma = 1$.

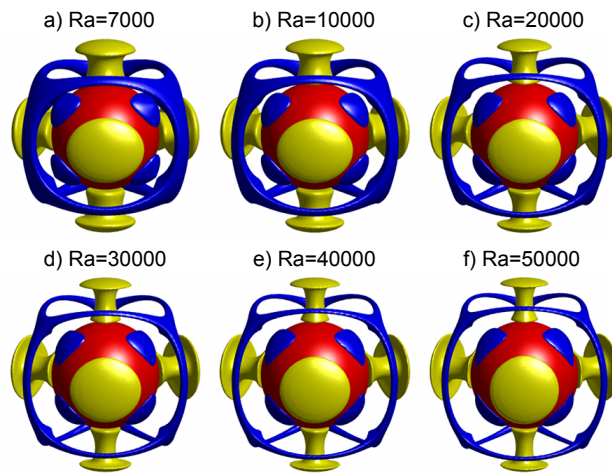


Fig. 13. Stability of steady state five cell convection pattern as a function of the Rayleigh, displayed by the residual temperature for $\gamma = 0.5$ (a) $Ra=7 \times 10^3$, (b) 10^4 , (c) 2×10^4 , (d) 3×10^4 , (e) 4×10^4 and (f) 5×10^4 .